










## Highlights



### Features:


-  Pneumatic Tires 12"
-  Rear Mirrors
-  USB-Plug
-  Cup Holder
-  LED Front Light, Backlight & Turning Light
-  Handbrake
-  Adjustable tiller angle with charging function
-  Captain Seat


## Options

### 1 Colors



### 2 Battery



-  Full Advanced Suspension  
Front: Independent Double Arms Suspension  
Rear: McPherson Independent Suspension

## Specifications

### Performance

Max. Speed	15 km/h
Max. Range	42 km
Max. Degree of Climbing	12°
Max. Load	150 kg
Turning Radius	1,8 m

### Equipment

Motor	800W (24V)
Battery	2x 55 Ah
Front Wheels	12"
Rear Wheels	12"
Ground Clearance	13 cm
Weight	80,5 kg 108 kg (55 Ah)
Length, width, height	1440*650*1050 mm