






## Highlights




### Features:



-  Puncture proof tires (Solid)
-  LED Front light & Horn
-  Tool free quick disassembled into 5 lightweight parts for transport and storage
-  Detachable battery pack, externally chargeable, with two options: 2x 12Ah & 2x 20Ah
-  Adjustable tiller angle with charging function

## Options

### 1 Colors



### 2 Battery

-  2x 12Ah (15km)
-  2x 20Ah (20km)

## Specifications

### Performance

Max. Speed	6 km/h
Max. Range	15 km / 20 km
Max. Degree of Climbing	12°
Max. Load	115 kg
Turning Radius	1,1 m

### Equipment

Motor	250W (24V)
Battery	2x 12 Ah / 2x 20 Ah
Front Wheels	8"
Rear Wheels	9"
Ground Clearance	6,5 cm
Weight	45 kg (W/O Battery) 52,8 kg (12 Ah) 57,6 kg (20 Ah)
Length, width, height	1040*495*925 (mm)